

Technical Article at envirospec.com/articlearchives.htm **SOCIAL MEDIA: The best money you will NEVER SPEND!**

3000 PSI CARBON STEEL



#1303 3/8" FPT x FPT **\$26.77**

3000 PSI PLATED STEEL



#1669 3/8" **\$39.81**
 #1670 1/2" **\$47.88**

MINI VALVES

- 200 PSI



#1464 3/8" **\$11.02**
 #1465 1/2" **\$11.76**

ULTRA HIGH PRESSURE

- 7,500 PSI



#1305 3/8" **\$24.89**

3-WAY ULTRA 'H-P'


- 7,500 PSI



#1468 3/8" **\$48.99**

3-WAY CHEM VALVE

- Use with Chem Throttle #1307 to switch from one chemical to another
- 1/4" Brass - 220 PSI



#1308 **\$31.67**

5000 PSI STAINLESS



#1667 3/8" **\$67.85**

STAINLESS STEEL


- All FPT x FPT
- 2,000 PSI



#538 3/8" **\$25.24**

CHEM THROTTLE VALVE

- Use on 1/4" 3-way ball valve #1308 above to throttle chemicals with the injector
- Brass - 220 PSI



#1307 **\$9.73**

TWIST TYPE

- You will love this one!
- Lance attaches to Fig. 1
- Press. Noz. in Fig. 2 or 3
- Soap Noz. in Fig. 2 or 3
- Switch by 'twisting'




Fig. 3 Fig. 2 Fig. 1

#1275 **\$25.50**

DUAL NOZZLE HOLDER

- Switch from Low to High by turning lance from side to side.



#1267 **\$19.95** Holder w/Stainless Ball
 #1269 **\$29.61** Holder w/Ceramic Ball

TROMBONE

- Push for Hi-Pressure - Pull for Soap
- Lance attaches at Fig. 1
- Put Soap Noz. in Fig. 2
- Put Pressure Noz. in Fig. 3



Fig. 3 Fig. 2 Fig. 1

#7775 **\$16.10**

SHOWER STYLE

- Pressure nozzle screws into the center
- When you want to go to low pressure soap twist the black housing.



#1274 **\$12.91**

MACHINE NOZZLE CADDY

- Bolts to the side of any pressure washer.



#1621 **\$11.88** Complete Set-up

NOZZLE BOOT

- Use when working in close quarters. Screw on the end of the lance and then screw the nozzle into the boot housing.



#1271 **\$1.92**

FREE SHIPPING WITH \$150.00 WEB ORDERS TO LOWER 48 STATES UNLESS NOTED OTHERWISE